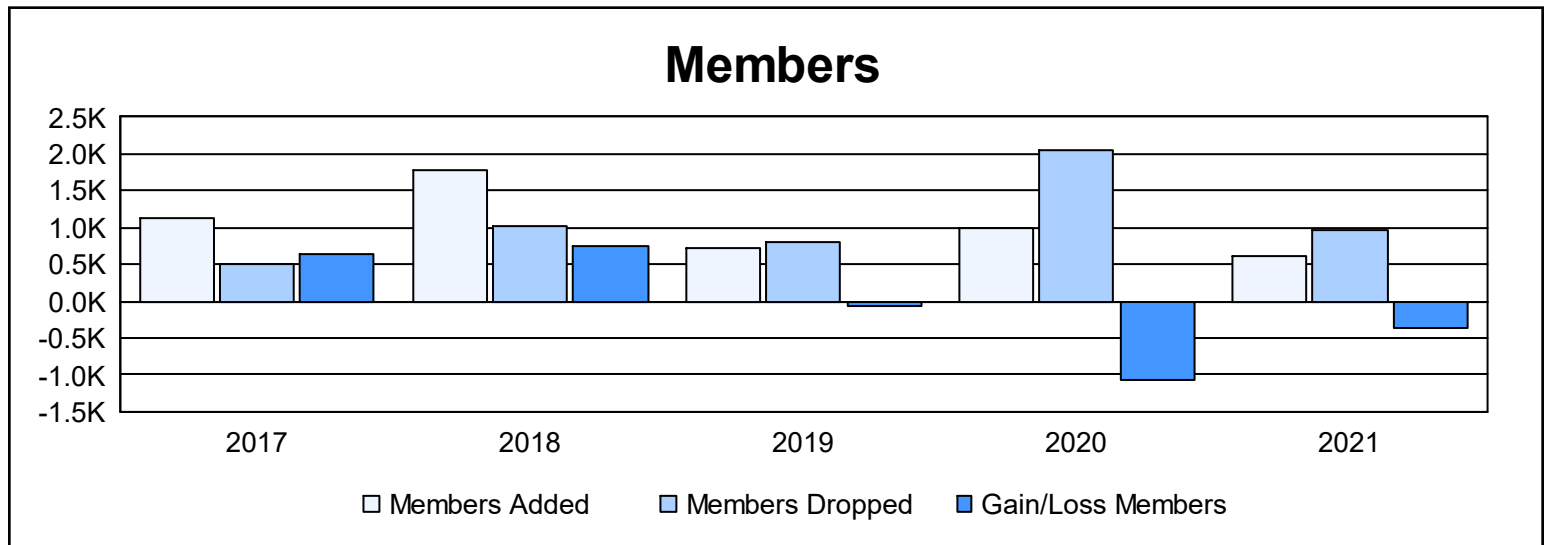
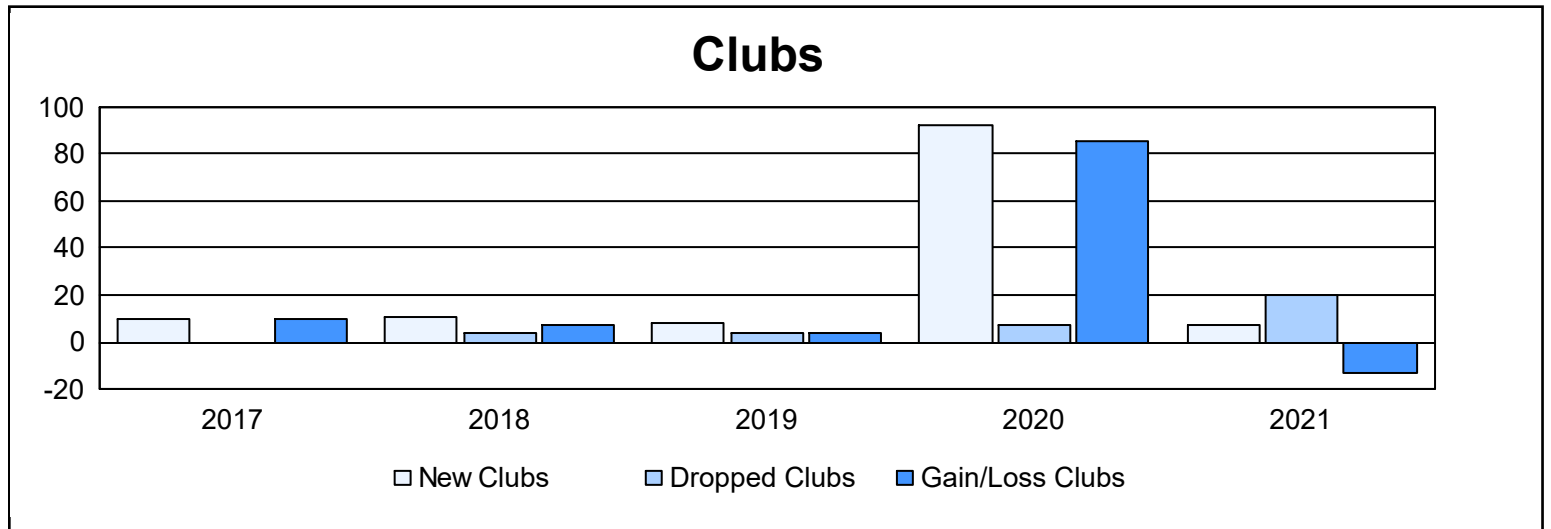
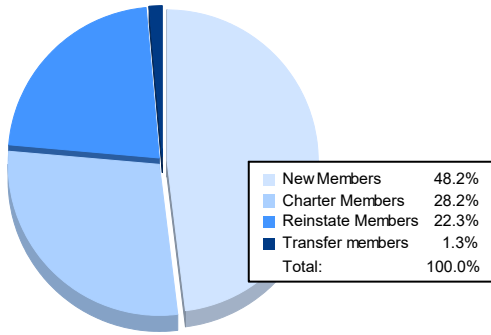


Year	New Clubs	Dropped Clubs	Gain/ Loss Clubs	New Members	Charter Members	Reinstate Members	Transfer Members	Total Member Added	Total Members Dropped	Gain/ Loss Members
2016-2017	10	0	10	835	228	50	22	1,135	494	641
2017-2018	11	4	7	971	729	59	13	1,772	1,025	747
2018-2019	8	4	4	488	176	47	14	725	790	-65
2019-2020	92	7	85	193	696	71	22	982	2,064	-1,082
2020-2021	7	20	-13	289	169	134	8	600	976	-376
<b>Average</b>	<b>26</b>	<b>7</b>	<b>19</b>	<b>555</b>	<b>400</b>	<b>72</b>	<b>16</b>	<b>1,043</b>	<b>1,070</b>	<b>-27</b>



### Membership Composition June 2021 Cumulative



### Gender Composition June 2021 Cumulative

